

Kathleen Kampa • Charles Vilina

Magic Time

Workbook

2
2nd Edition



OXFORD

Kathleen Kampa • Charles Vilina

Magic Time

Workbook



2nd Edition

OXFORD
UNIVERSITY PRESS

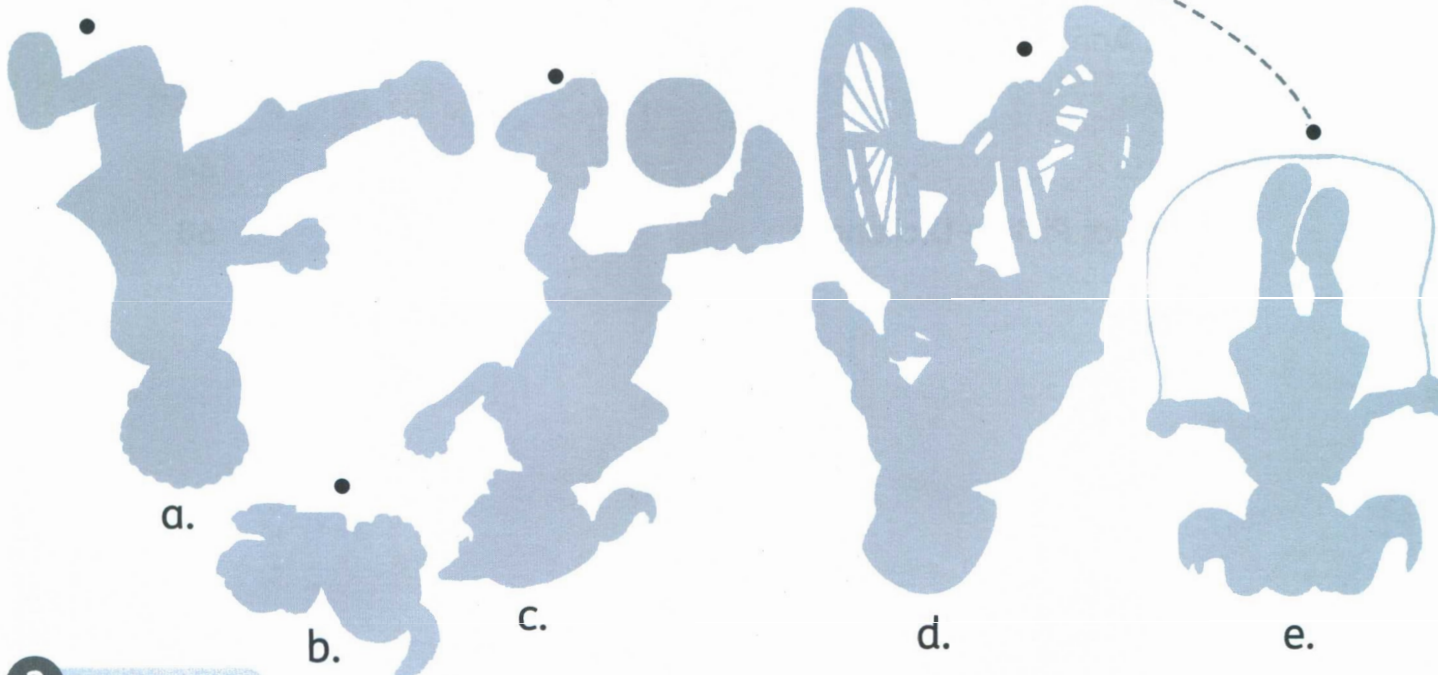

Table of Contents


Introductions	2
Unit 1: At the Zoo	4
Unit 2: At the Aquarium	8
Unit 3: Occupations	12
Review 1	16
Talk Time 1	18
Unit 4: At the Restaurant	20
Unit 5: In the Backyard	24
Unit 6: Camping Trip	28
Review 2	32
Talk Time 2	34
Unit 7: Clock Shop	36
Unit 8: A Week at Camp Fun	40
Unit 9: World Weather	44
Review 3	48
Talk Time 3	50
Unit 10: At School	52
Unit 11: At the Park	56
Unit 12: Annie's Birthday	60
Review 4	64
Talk Time 4	66
My Phonics Picture Dictionary	68

Introductions



Match.





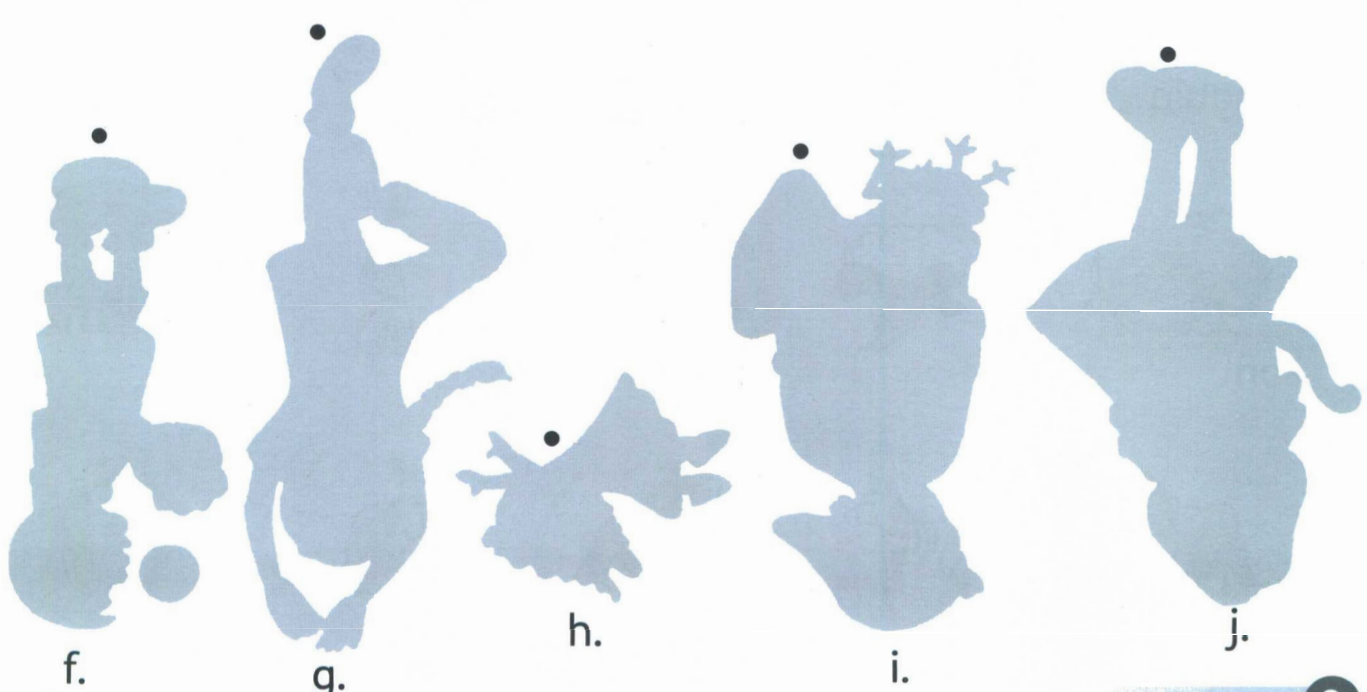
8. Chris

10. Ted

7. Joe

6. Digger

9. Pat



f.

g.

h.

i.

j.



Word Time

Circle the same animals.

1.



kangaroo



2.



giraffe



3.




polar bear



4.



penguin



5.



lion



6.










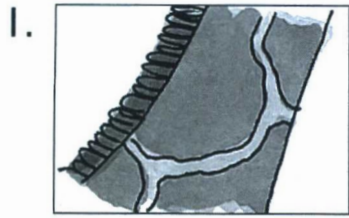
gorilla



Use the Words



 Match and say.



What is it?

It's a _____.

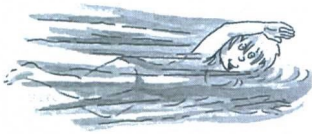
Action Word Time

 Circle the same action. Say.

1. I can stretch.



2. I can swim.



3. I can jump.



4. I can run.



5. I can stretch.



I can _____.

Me, too.

Phonics Time



ant apple alligator baby bus butterfly

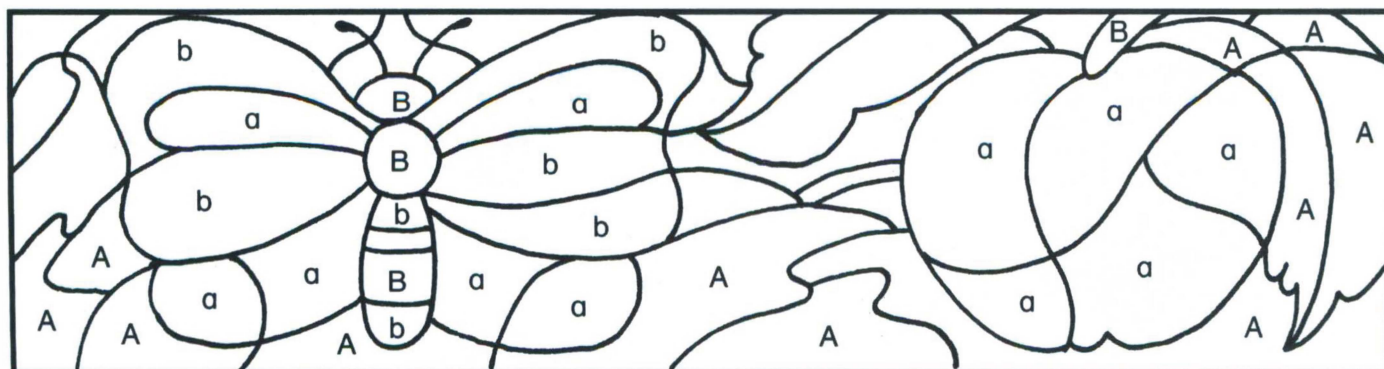
A. Circle the beginning sound.

1.			2.			3.		
4.			5.			6.		

B. Write the letters.

C. Color the picture. Use the color key.

A = green a = red B = black b = yellow □ = blue



D. Turn to page 68. Write the words in *My Phonics Picture Dictionary*.



Word Time

Match the opposites.




big



fast



small



slow



short



long




long



small




short



big



slow



fast

Use the Words

Continue the pattern. Match and say.

1.




It's slow.

2.



It's small.

3.




It's short.

4.




It's fast.

5.



It's long.


6.




It's big.

It's _____.


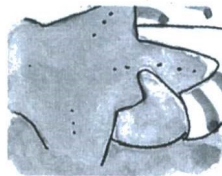
Action Word Time

 **A.** Circle the actions. Say.



1. Look at the turtle.




2. Hold the starfish.



3. Feed the turtle.



4. Touch the starfish.



 **B.** Connect and say.

1.



2.









Let's _____.

Okay.









Phonics Time

cake car cat dentist dinosaur donut













A. Circle the beginning sound.

1.	<div style="display: flex; align-items: center;"> <div style="border: 1px solid black; padding: 5px; margin-right: 10px;"> c d </div> <div style="border: 1px solid black; padding: 10px;">  </div> </div>	2.	<div style="display: flex; align-items: center;"> <div style="border: 1px solid black; padding: 5px; margin-right: 10px;"> c d </div> <div style="border: 1px solid black; padding: 10px;">  </div> </div>	3.	<div style="display: flex; align-items: center;"> <div style="border: 1px solid black; padding: 5px; margin-right: 10px;"> c d </div> <div style="border: 1px solid black; padding: 10px;">  </div> </div>
4.	<div style="display: flex; align-items: center;"> <div style="border: 1px solid black; padding: 5px; margin-right: 10px;"> c d </div> <div style="border: 1px solid black; padding: 10px;">  </div> </div>	5.	<div style="display: flex; align-items: center;"> <div style="border: 1px solid black; padding: 5px; margin-right: 10px;"> c d </div> <div style="border: 1px solid black; padding: 10px;">  </div> </div>	6.	<div style="display: flex; align-items: center;"> <div style="border: 1px solid black; padding: 5px; margin-right: 10px;"> c d </div> <div style="border: 1px solid black; padding: 10px;">  </div> </div>

B. Write the letters.

C. Connect the objects with the same beginning sound.

						c
•	•	•	•	•	•	•
						d
•	•	•	•	•	•	•

Note: A dashed line connects the cat in the first row to the dog in the second row.

D. Turn to page 68. Write the words in *My Phonics Picture Dictionary*.



Word Time

Match.

1.



teacher

2.



pilot

3.



firefighter

4.



student

5.



vet

6.



doctor

a.



b.



c.



d.



e.





f.




Use the Words




 Circle and say.

1. 

He's She's	a firefighter.
---------------	----------------

2. 


He's She's	a teacher.
---------------	------------

3. 

He's She's	a pilot.
---------------	----------

4. 

He's She's	a doctor.
---------------	-----------

5. 


He's She's	a student.
---------------	------------

6. 

He's She's	a vet.
---------------	--------

He's/She's a _____.

Action Word Time

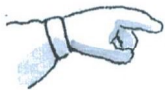
 **A. Circle the actions.**

1.



write the word

2.



point to the teacher

3.




erase the word

4.



help the teacher



 **B. Connect.**

1.



Please point to the teacher.



Sure.



2.



Please erase the word.











Sure.







Phonics Time

elf egg elephant farmer feather fan


 **A.** Circle the beginning sound.

1.	 f		2.	e f		3.	e f	
4.	e f		5.	e f		6.	e f	


 **B.** Write the letters.

 **C.** Look at exercise A. Find and circle.



 **D.** Turn to page 68. Write the words in *My Phonics Picture Dictionary*.

 Circle the same action.

1.



stretch



2.



help the firefighter

3.



look at
the polar bear



4.





point to
the kangaroo



 Number. Point and say. 

1.



2.





A. Connect and say.

1.




ice cream

2.



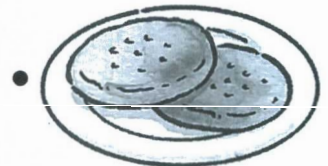
burgers

3.



milk

4.





cookies

B. Trace. Point and say.










Word Time




Match the missing food. Color.




Use the Words

 **A.** Trace the lines to the food. Say.



 **B.** Look at A. Draw the food.



I want _____.

Action Word Time



Continue the pattern. Match.

1.



a.



pour the juice

2.



b.



cut the pizza

3.



c.



eat the pizza

4.



d.



pour the juice

5.



e.



drink the juice

6.



f.



eat the pizza

Phonics Time



girl goat garden horse house hen

A. Circle the beginning sound.

1. 2. 3.

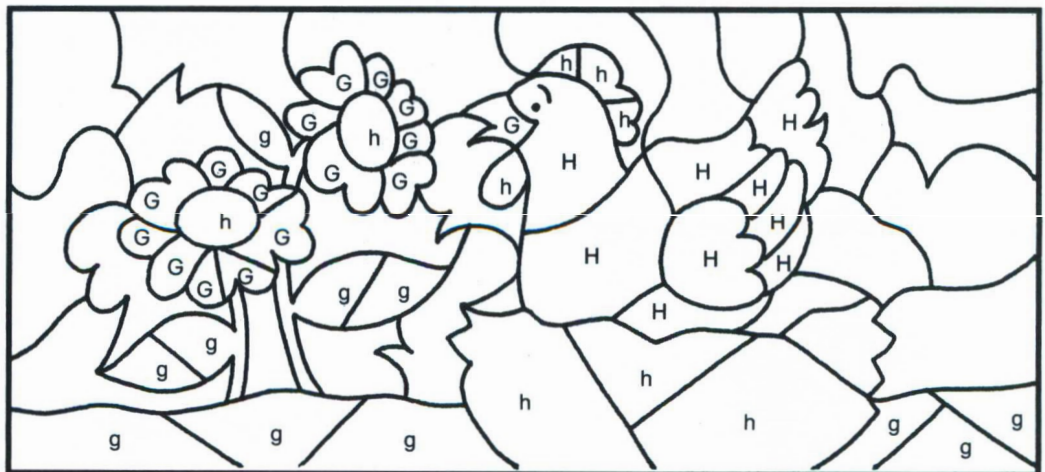
4. 5. 6.

B. Write the letters.

Handwriting practice lines for uppercase 'G' and lowercase 'g'. The first row shows 'G' with stroke order arrows (1: counter-clockwise curve, 2: vertical line down) and a dotted 'g' with stroke order arrows (1: counter-clockwise curve, 2: vertical line down). The second row shows 'H' with stroke order arrows (1: vertical line down, 2: vertical line down, 3: horizontal line across) and a dotted 'h' with stroke order arrows (1: vertical line down, 2: curve). The third row shows empty lines for independent practice.

C. Color the picture. Use the color key.

G = yellow
 g = green
 H = orange
 h = red
 □ = blue



D. Turn to page 68. Write the words in *My Phonics Picture Dictionary*.




Word Time

Find the toy. Draw the shape. Color.



puzzle



kite



jump rope




doll



yo-yo



ball



Use the Words


 Connect the dots. Match and say.



yo-yo




doll



kite




puzzle



ball



jump rope



I have a _____.

Action Word Time




Circle the same action. Say.

1. Fly the kite.



2. Push the wagon.



3. Pull the wagon.



4. Make the kite.



5. Fly the kite.
















Watch me _____.

Okay.





Phonics Time

ink igloo insect jeans jar jacket

 **A.** Circle the beginning sound.

1.			2.			3.		
4.			5.			6.		

 **B.** Write the letters.



 **C.** Draw the shapes around the item that begins with i and j.

 **D.** Turn to page 69. Write the words in *My Phonics Picture Dictionary*.



Word Time



Find the clothes below. Circle the clothes. Color.



dress



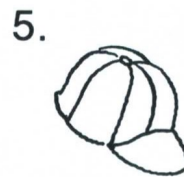
skirt




jacket



sweater



cap



shirt



Use the Words

 Look. Circle and say.

1.



shirt



skirt



sweater



dress

2.



sweater



shirt



jacket



cap

3.



sweater



dress



cap



skirt

4.



shirt



cap




jacket



sweater

He/She has a _____.

Action Word Time

 Circle the action. Say.

1. Take out your sweater.



2. Put on your cap.



3. Take off your cap.




4. Put away your sweater.






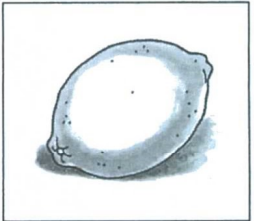














_____ quickly.


Phonics Time


ketchup key king lizard leaf
lemon mouse moon monkey


 **A.** Circle the beginning sound.

1.			2.			3.		
4.			5.			6.		
7.			8.			9.		

 **B.** Write the letters.














 **C.** Turn to page 69. Write the words in *My Phonics Picture Dictionary*.




Review 2

Part 1

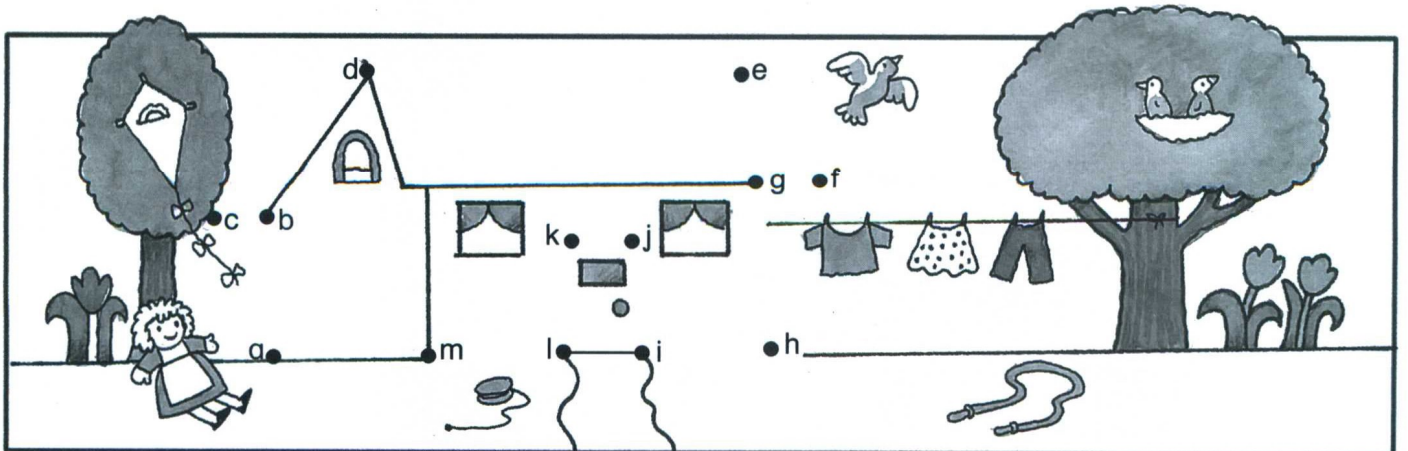
A. Draw the shapes around the items.



B. Write the missing letters.



C. Connect the letters. Say the sounds.




 Match.

1.



make the kite




a.




eat the spaghetti

2.



push the wagon

b.



fly the kite

3.



pour the juice

c.



cut the bread

4.



put on your cap

d.



drink the juice

5.



eat the pizza

e.



pull the wagon

6.



cut the pizza

f.




put on your jacket



Number. Point and say.



1.

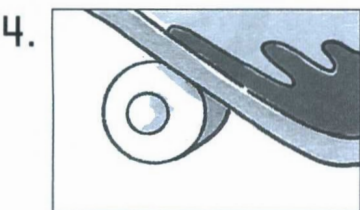
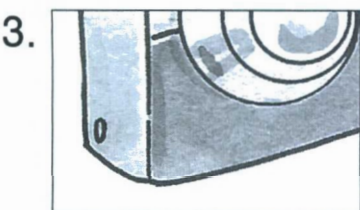



2.







A. Match and say.



umbrella



skateboard



camera



hula hoop

B. Trace. Point and say.






Word Time

A. Circle the correct time.

1.



3:00
11:00

2.




7:00
9:00

3.




6:00
12:00

4.



1:00
5:00

5.



8:00
4:00


6.



2:00
10:00


B. Fill in the time.

1.



11:00
eleven o'clock

2.




2:00
two o'clock

3.



3:00
three o'clock

4.





12:00
twelve o'clock

Use the Words

 Connect and say.

1.



2.



3.



4.



5.



What time is it?


It's _____ o'clock.

Action Word Time

 **A.** Continue the pattern. Match and say.



 **B.** Match the opposites. Say.















_____ slowly.





Phonics Time

numbers nest necklace ox office octopus


A. Circle the beginning sound.

1.			2.			3.		
4.			5.			6.		

B. Write the letters.

C. Connect the dots. Color.

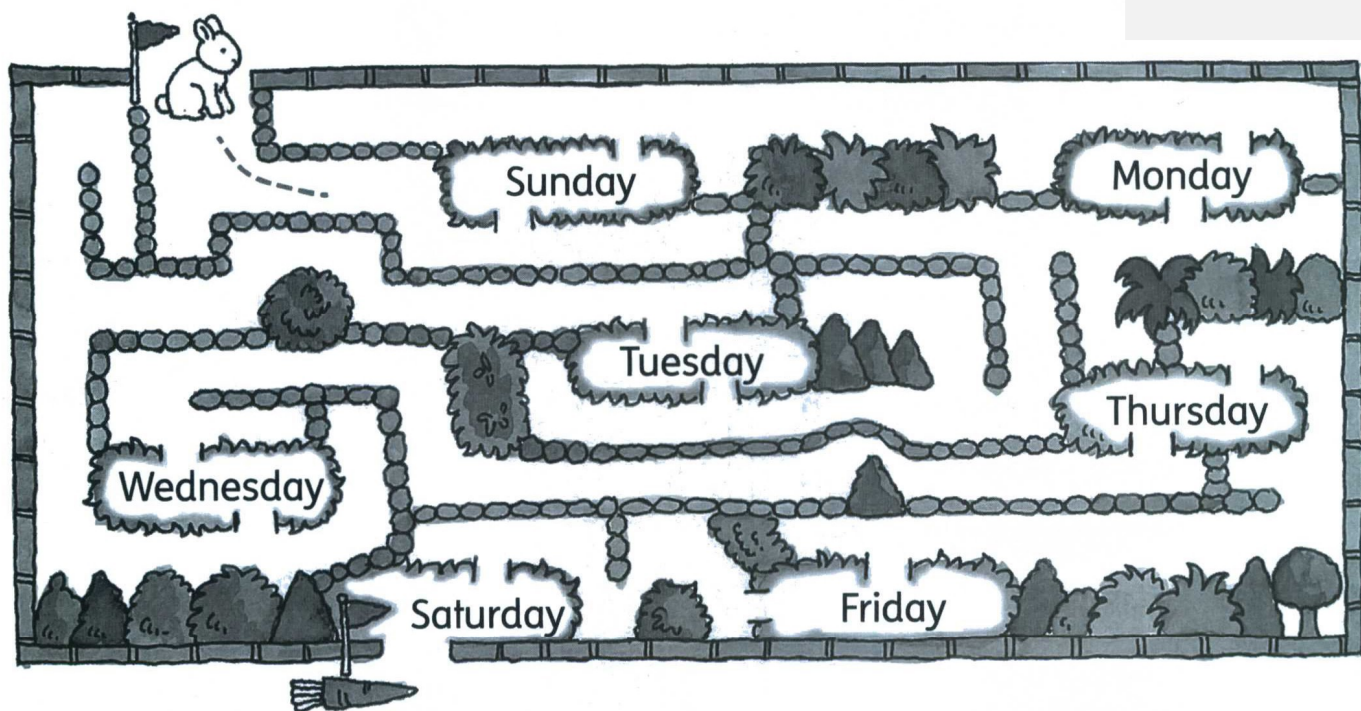


D. Turn to page 69. Write the words in *My Phonics Picture Dictionary*.



Word Time

A. Complete the maze. Circle the days.



B. Circle the words.

F P R O V S I Q L B
R W E D N E S D A Y
I K A (M O N D A Y) P
D M F A S U N D A Y
A T U E S D A Y Q U
Y G S A T U R D A Y
O T H U R S D A Y F

SUNDAY
MONDAY
TUESDAY
WEDNESDAY
THURSDAY
FRIDAY
SATURDAY

Use the Words

 Connect and say.



Today is



Today is



Today is



Today is



Today is



Today is



Today is



a.

Tuesday

b.

Friday

c.

Wednesday

d.

Monday

e.

Saturday

f.

Sunday


g.

Thursday

What day is it?

Today is _____.

Action Word Time

 Connect and Circle. Say.

1.



Climb a tree with me.



Sure.

a.



2.



Draw a picture with me.



Sure.

b.



3.



Plant a tree with me.



Sure.

c.



4.



Paint a picture with me.



Sure.

d.



_____ with me. Sure.

Phonics Time

puppy popcorn parrot queen quilt question mark

A. Circle the beginning sound.

1.			2.	<p>p q</p>		3.	<p>p q</p>	
4.	<p>p q</p>		5.	<p>p q</p>		6.	<p>p q</p>	

B. Write the letters.

C. Draw the shape around the items that begin with p and q.

D. Turn to page 69. Write the words in *My Phonics Picture Dictionary*.



Word Time

Continue the pattern. Match.

1.



a.



2.



b.



3.



c.



4.



d.




5.



e.



6.



f.



Use the Words

 Connect. Circle and say.



How's the weather?



How's the weather?



How's the weather?



How's the weather?



How's the weather?



How's the weather?



• It's cloudy.




• It's hot.



• It's windy.



• It's rainy.



• It's sunny.



• It's cold.

How's the weather?

It's _____.

Action Word Time

A. Match the opposites. Say.



get in the car



get on the train



get on the train



get out of the car



get off the train



get off the train




get out of the car



get in the car

B. Connect and say.
















Let's _____.

All right.




Phonics Time




rooster rainbow rabbit seal sailboat sun


 **A.** Circle the beginning sound.

1.			2.			3.		
4.			5.			6.		

 **B.** Write the letters.

 **C.** Draw the shape around the items that begin with r and s.






D. Turn to page 70. Write the words in *My Phonics Picture Dictionary*.



Review 3

Part 1

A. Match. Use the chart.



Monday

Tuesday

Wednesday

Thursday

Friday

1.



•

Today is Tuesday.
How's the weather?

2.



•

Today is Wednesday.
How's the weather?

3.



•

Today is Monday.
How's the weather?

4.



•

Today is Friday.
How's the weather?

5.



•

Today is Thursday.
How's the weather?

a.



•

It's sunny.


b.



•

It's windy.

c.



•

It's cold.

d.



•

It's rainy.

e.



•

It's cloudy.



Match.



Let's get off the train.



Climb a tree with me.



Let's paint a picture.



Let's open the door.



Let's put down the clock.



Get in the car with me.



All right.



All right.



All right.



Sure.



Sure.



All right.



Write the letter. Point and say.



1.



- a. Okay, Mom.
- b. We're late.
- c. Please get off the train.

2.



- a. Please get out of the car.
- b. Okay, Dad.
- c. We're late.

Talk Time 3 Part 2

A. Match and say.

1.

brush

your face



2.

wash

your bag



3.

get

your teeth



4.

pack


dressed



B. Trace. Point and say.

We're late.

Please get dressed.



Okay, Mom.



Word Time

Match. Write the letter.



1.
 C

color pictures

2.

sing songs

3.

write stories

4.

hold hands

5.

read books

6.

do jumping jacks

Use the Words

 Connect and circle.



sing songs



color pictures



hold hands



write stories



read books



do jumping jacks



We write stories at school.



We hold hands at school.



We sing songs at school.



We do jumping jacks at school.



We read books at school.



We color pictures at school.

Action Word Time

 **A.** Circle the action.



Please raise your hand.




Please talk to your friend.



Please put down your hand.



Please listen to your friend.



Please put down your book.



B. Write and say.







P _____ raise your h _____.






Phonics Time



tiger table telephone umbrella umpire upside down

A. Circle the beginning sound.

1.   2.   3.  






4.   5.   6.  


B. Write the letters.

Tracing practice for uppercase 'T' and lowercase 't' on a four-line grid. The first row shows 'T' with stroke order numbers 1 and 2. The second row shows 't' with stroke order numbers 1 and 2. The third row shows 'U' with stroke order number 1. The fourth row shows 'u' with stroke order numbers 1 and 2.

Blank four-line grids for independent writing practice of uppercase 'T' and lowercase 't' in the first row, and uppercase 'U' and lowercase 'u' in the second row.

C. Color the picture. Use the color key.

- T =  orange
- t =  green
- U =  yellow
- u =  white
-  = black



D. Turn to page 70. Write the words in *My Phonics Picture Dictionary*.



Word Time



play
soccer



play
basketball



play
chess



play
cards



play the
violin



play the
piano



Look and write.

1.



play chess

2.



play

3.




play

4.



play


5.



play

Use the Words



 Look. Circle the correct answer.



Yes, I can.

No, I can't.



Yes, I can.

No, I can't.



Yes, I can.

No, I can't.



Yes, I can.

No, I can't.

Action Word Time



kick the soccer ball



bounce the basketball



throw the soccer ball



catch the basketball

 **A. Look. Match.**

1.



•

• a. throw the soccer ball

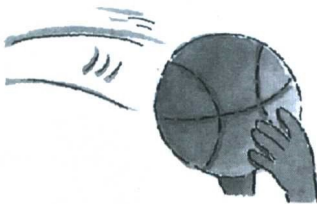
2.



•

• b. kick the soccer ball

3.



•

• c. bounce the basketball

4.



•

• d. catch the basketball

 **B. Write and say.**













I _____ kick _____

Phonics Time




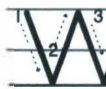




vase violin vest worm watermelon window

A. Circle the beginning sound.

1.			2.			3.		
4.			5.			6.		

B. Write the letters.


C. Connect the objects with the same beginning sound.

											
--	--	---	---	---	---	---	---	---	---	---	---

D. Turn to page 70. Write the words in *My Phonics Picture Dictionary*.



Word Time



living room


dining room


bedroom

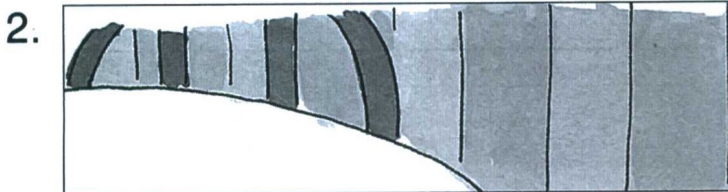
bathroom


kitchen


yard


 Look and write.












Use the Words




 Connect and circle the correct answer.

1. 
Where are you?
I'm in the



bathroom.
kitchen.

2. 
Where are you?
I'm in the



bedroom.
living room.

3. 
Where are you?
I'm in the




kitchen.
dining room.

4. 
Where are you?
I'm in the



yard.
bedroom.

5. 
Where are you?
I'm in the



bathroom.
dining room.

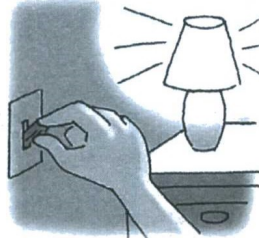
Action Word Time



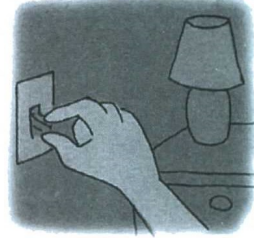
wash the dishes




dry the dishes





turn on the light



turn off the light

 **A.** Match. Write the letter.



1. _____

wash the dishes

2. _____

dry the dishes

3. _____

turn on the light

4. _____

turn off the light


















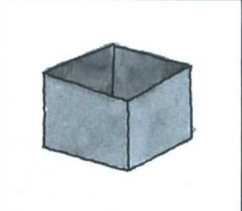
B. Write and say.

_____, please.




Phonics Time

fox box six yarn yo-yo
yellow zebra zipper zero

 **A.** Circle the sound.

1.			2.			3.		
4.			5.			6.		
7.			8.			9.		

 **B.** Write the letters.



 **C.** Turn to page 70. Write the words in *My Phonics Picture Dictionary*.



Review 4

Part 1

A. Match. Circle the correct answer.

1.  

Can you sing songs?



Yes, I can.
No, I can't.



2.  

Can you do jumping jacks?



Yes, I can.

No, I can't.

3.  

Can you color pictures?



Yes, I can.
No, I can't.

4.  

Can you read books?



Yes, I can.
No, I can't.

B. Connect and circle.



play soccer



We play cards at school.



play cards



We play the violin at school.



play the violin





We play soccer at school.

A. Match the opposites. Write the letter.


1. 
turn off the light


c

a. 
catch the basketball


2. 
listen to your friend

b. 
dry the dishes

3. 
throw the basketball


c. 
turn on the light


4. 
wash the dishes

d. 
talk to your friend

5. 
raise your hand

e. 
turn off the light


6. 
turn on the light

f. 
put down your hand



Write the letter. Point and say.

1.



- a. Good! Let's get started.
- b. Okay.
- c. I'm ready to play the violin.

2.



- a. I'm ready to play cards.
- b. Okay.
- c. Good! Let's get started.


 **A.** Write.

1. bake cookies b

2. r the leaves r

3. s English s

4. c the house c

 **B.** Draw. Point and say.

I'm ready to study English.

Okay.

Good! Let's get started.



My Phonics Picture Dictionary



ant

ant

nt



baby

baby

y



cat

cat

t



donut

donut

onut



egg

egg

gg



fan

fan

n



goat

goat

o t



hen

hen

n



igloo igloo loo



jar jar r



key key y



leaf leaf



moon moon n



nest nest st



office office



puppy puppy u y



queen queen u



rabbit rabbit t



seal seal



tiger tiger



umbrella umbrella



violin violin



window window



fox fox



yo-yo yo-yo



zebra zebra

Magic Time



2nd Edition

The **NEW** edition of the bestselling two-level kindergarten and early elementary English course!

Magic Time uses large, humorous scenes to develop speaking, listening, and pre-writing skills.

- The learning activities and games appeal to students' playful energy through colorful art, music and movement.
- The syllabus progresses at a natural, steady pace and offers students many opportunities to practice new language.
- **NEW** Talk Time pages and a **Student's Songs and Chants CD** offer even more communication opportunities.

Use *Magic Time* on its own or combine it with *English Time* to create an engaging eight-level course.



Authors Kathleen Kampa and Charles Vilina are specialists in music and movement, and communicative activities that appeal to different learning styles.

"Magic Time offers every child the opportunity to learn English successfully – and enjoy it!"



Oxford › making  digital sense

- **Student Book** with **Student Songs and Chants Audio CD**
- **Workbook**
- **Teacher's Book**
- **Wall Charts**
- **Picture Cards**
- **Class Audio CDs**
- **Oxford iTools**
Digital Classroom Resources
- **NEW** Teachers' and parents' website

OXFORD
UNIVERSITY PRESS

www.oup.com/elt/magictime

